

Medical Services

Avail Medical Services through any one valid Identification particulars

1. Medical Card No.
2. QR Code
3. PF No.
4. PAN No.
5. Aadhaar No.
6. PPO No.
7. Registered Mobile No.


- Simple Authentication through Bio-metrics.
- Complete online process including revising the medical beneficiary particulars.



Features



- Web & Mobile Application
- Apply from any place through internet
- Issue of Smart Cards for Employees, Pensioners and Dependents individually
- Easy and convenience in using Health Services at Railway Hospitals
- Auto-generation of OPD slips through Kiosks.
- Carrying physical card is not mandatory.
- Simple validation of beneficiary through any one of 7 valid Particulars.

 **Help Desk** 

for any assistance, the Co-ordinating official or technical assistant can be contacted

e-mail: umid.helpdesk@gmail.com



INDIAN RAILWAYS

PERSONNEL DEPARTMENT

Unique Medical Identification System

Web Application & Mobile APP




Issued by
Principal Chief Personnel Officer
South Central Railway
Secunderbad

Steps for Registration of Unique Medical Identification System

Access

Web Application:
www.digitalir.in/umid
(Can be accessed through internet from any where)



Mobile Application:
UMID (Indian Railways)(Google Play Store)



Registration

Choose Type of Beneficiary
(Employee/Pensioner/Other)




Identity Particulars (PAN, Date of Birth & PF No.)

Mobile Number Registration

Initiate Application

Login through OTP



Initiate new application

Fill-up details of self & family members

Upload relevant documents & forward
(as per check list)

Verification IPAS / ARPAN Details

If found OK, proceed for initiate application

Check details fetched from existing database

For incorrect details, please approach the
Bill clerk in IPAS/ARPAN to rectify / update

Download Medical ID card

After approval download ID card to
use in Hospitals



Save ID card in Mobile through Mobile App

Print ID card on plastic card

Print only QR code (even on plain paper)

Avail Medical services in Railway Hospitals through 2 simple steps

Enter any of the Registered Identity particulars

Validate through Bio-metrics



Automatic printing of OPD slip

Service Request can be raised online under help desk tab.

Provide emailID if not registered
(optional if registered)



Enter subject of the request

Describe the problem

Submit & Note the reference number
to track the status.

Check-List for Submission of Application

As a ready reckoner the following is the check list for mandatory fields and documents to be scanned in JPEG/PDF format for advance preparedness to initiate the application in a full-fledged manner.

Photograph of Employee & all the dependents.

Signature of Employee.

Old Medical ID card of employee,
if not available, Pass/PTO declaration
duly certified by supervisor

ID proof of all individual dependents.



Relation with employee	Marital Status	Documents required
Mother & Step-mother	Widow	Father Death Certificate
Son & Step-son	Unmarried	If student above 21 yrs, Bonafide Certificate
Daughter & Step-daughter	Divorced	Divorce Decree
Daughter & Step-daughter	Widow	Marriage Certificate & Death certificate of her husband
Brother & Step-brother	Unmarried	Father Death Certificate and If student above 21 yrs, Bonafide Certificate
Sister & Step-sister	Unmarried	Father Death Certificate
Sister & Step-sister	Divorced	Father Death Certificate and Divorce Decree
Sister & Step-sister	Widow	Father Death Certificate, Marriage Certificate & Death certificate of her husband